



KS1 Newsletter Autumn 2

What am I learning this half term?

This half term our topic is "Seasons". The children will be learning about how the weather changes through the year. They will also be designing and sewing an animal puppet linked to a season. In maths, the focus will be addition and subtraction. We will send you some information about the methods we use. The children will also be writing lots of recounts to re-tell events. They will use past tense verbs, adjectives and time adverbs (such as: first, next then, after that).

PE Day

Y1 PE day is Tuesday and Y2 PE day is Thursday. Lots of PE will be outside so please wear dark supportive footwear. Please send your child in their PE Kit on this day.

Parent's evenings

Parent's evenings are taking place over the next couple of weeks. If you haven't booked an appointment yet, you can do so using the Arbor app. Please ask your class teacher or the office if you have any questions about how to do this.



Online learning

You should all have a list of usernames and passwords for the websites we use. Please let us know if you don't. Frog Play and Bug Club are the sites we use the most in school so it would be helpful for you to familiarise yourself with them.

#hello to kindness

This half term we will be talking a lot about kindness, empathy and selflessness. We will be celebrating World Kindness Day next Friday 13th November, so look out for some small acts of kindness coming your way. Friday 13th November will be non-uniform day. All donations will be made via the Arbor app.





Home Learning

Home learning will be put onto Google classroom every week. If your child needs to isolate, they will be able to access all of the learning we do in class via Google Classroom too.

Malteser Maths

At Victoria, we use maltesers to help the children to understand the concept of place value (what each digit in a number actually means). A single malteser represents 1. A bag of maltesers represents 10 and a box of maltesers represents 100. The children use these representations to help them with addition and subtraction.

Hundreds	Tens	Ones
		

Addition		Subtraction	
<p>Mental Calculation Strategies</p>	<p>Put the biggest number in your head and count on.</p> <div style="border: 1px solid black; padding: 5px; text-align: center; margin: 10px 0;"> $17 + 9 = 26$ </div>	<p>Split (partition) the numbers into tens and ones. Add the tens then add the ones.</p> <div style="border: 1px solid black; padding: 5px; text-align: center; margin: 10px 0;"> $26 + 18 = 44$ <small>$26 + 10 = 36$ $36 + 8 = 44$</small> </div>	<p>Put the biggest number in your head and count back.</p> <div style="border: 1px solid black; padding: 5px; text-align: center; margin: 10px 0;"> $18 - 7 = 11$ </div>
<p>Written Methods</p>	<p>Draw maltesers for both numbers. Count the tens then count the ones.</p> <div style="display: flex; justify-content: space-around; margin-top: 10px;">  </div>	<p>Put the biggest number in your head, draw maltesers for the smaller number and count on – tens then ones.</p> <div style="display: flex; justify-content: space-around; margin-top: 10px;">  </div>	<p>Draw maltesers then cross out the tens and ones you need to subtract. Count what's left.</p> <div style="display: flex; justify-content: space-around; margin-top: 10px;">  </div>
<p>Written Methods</p>	<p>If you need to 'carry' for example: $51 - 23$, exchange one ten for ten ones (or open one of the packets).</p> <div style="display: flex; justify-content: space-around; margin-top: 10px;">  </div>	<p>Split (partition) the numbers into tens and ones. Subtract the tens then subtract the ones.</p> <div style="border: 1px solid black; padding: 5px; text-align: center; margin: 10px 0;"> $26 - 14 = 12$ <small>$26 - 10 = 16$ $16 - 4 = 12$</small> </div>	